

SQUARE DIVIDER



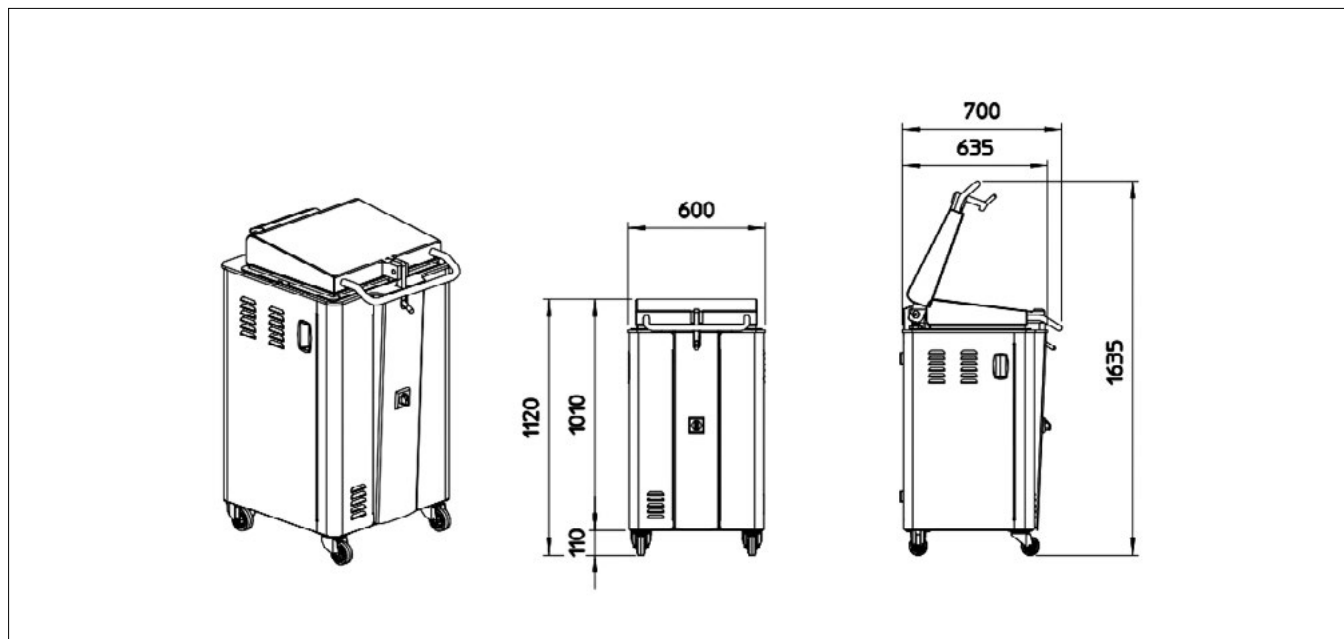
Machine suitable for dough dividing. Steel stove painted structure. Basket and knives in stainless steel AISI 304. Stamps in alimentary nylon. Button for the cleaning of the knives. Usable as a press.








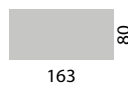
DSA AUTOMATIC

Pressing time adjustable by PLC, automatic pressing, cutting and lid opening working cycle.

DSS SEMIAUTOMATIC

Pressing and cutting working cycle by a joystick, manual lid opening. Dough 70/80% water.



	Pieces	Weight range	Capacity	Mould	Basket depth	Weight	Power
	n°	g	kg	mm	mm	kg	kW
DSA DSS 10	10	300-2000	20		120	240	0,75
DSA DSS 20	20	150-1000	20		120	240	0,75
DSA DSS 24	24	120-820	20		120	240	0,75
DSA DSS 30	30	90-650	20		120	240	0,75
DSA DSS 1020	10÷20	150÷1600	16	 	100	240	0,75
DSA DSS 1530	15÷30	90÷1050	16	 	100	240	0,75