

DIVIDERS-ROUNDERS



SPH PLUS

Working cycle: completely automatic pressing, cutting and rounding.

Dough cutting under pressure and rounding chamber height adjustable by 5" colour touch screen with 100 storable programs.

SP PLUS

Working cycle: automatic pressing and cutting. Rounding by lever.

Dough cutting under pressure and rounding chamber height adjustable by 5" colour touch screen with 100 storable programs.

SPH

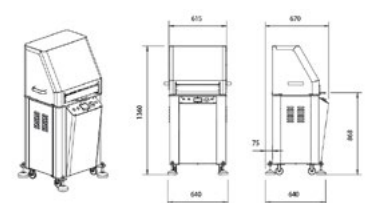
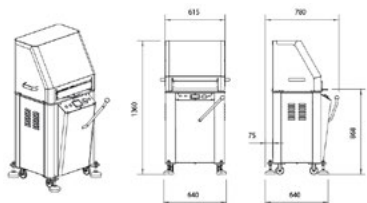
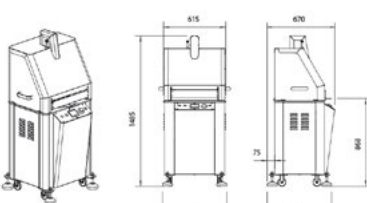
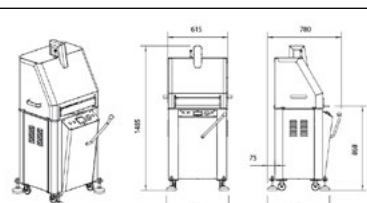
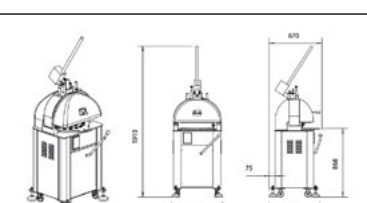
Working cycle: automatic pressing, cutting and rounding. 1 variable program.

SP

Working cycle: automatic pressing and cutting. Rounding by lever. 1 variable program.

S

Working cycle: manual pressing, cutting and rounding by means of levers.

			Pieces	Cylinder	Weight range	Capacity	Opening	Weight	Power
			n°	n°	g	kg	mm	kg	kW
SPH PLUS		15	4	100-260	4	70	235	1,3	
		22	4	50-180	4	70	235	1,3	
		30	4	40-135	4	70	235	1,3	
		30s	4	25-90	2,7	70	235	1,3	
		36	4	34-110	4	70	235	1,3	
		52	4	12-35	1,82	70	235	1,3	
SP PLUS		15	3	100-260	4	70	235	1,3	
		22	3	50-180	4	70	235	1,3	
		30	3	40-135	4	70	235	1,3	
		30s	3	25-90	2,7	70	235	1,3	
		36	3	34-110	4	70	235	1,3	
		52	3	12-35	1,82	70	235	1,3	
SPH		15	2	100-260	4	70	235	1,3	
		22	2	50-180	4	70	235	1,3	
		30	2	40-135	4	70	235	1,3	
		30s	2	25-90	2,7	70	235	1,3	
		36	2	34-110	4	70	235	1,3	
		52	2	12-35	1,82	70	235	1,3	
SP		15	1	100-260	4	70	230	1,3	
		22	1	50-180	4	70	230	1,3	
		30	1	40-135	4	70	230	1,3	
		30s	1	25-90	2,7	70	230	1,3	
		36	1	34-110	4	70	230	1,3	
		52	1	12-35	1,82	70	230	1,3	
S		15	-	100-260	4	70	180	0,55	
		22	-	50-180	4	70	180	0,55	
		30	-	40-135	4	70	180	0,55	
		30s	-	25-90	2,7	70	180	0,55	
		36	-	34-110	4	70	180	0,55	
		52	-	12-35	1,82	70	180	0,55	